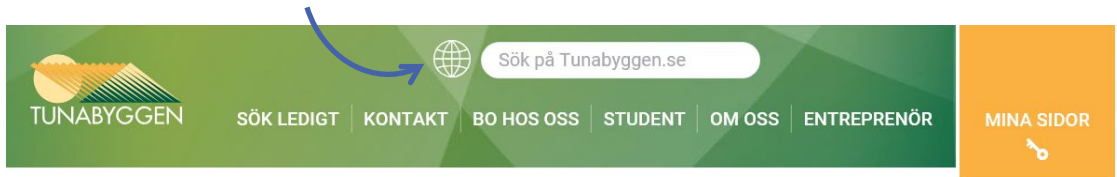
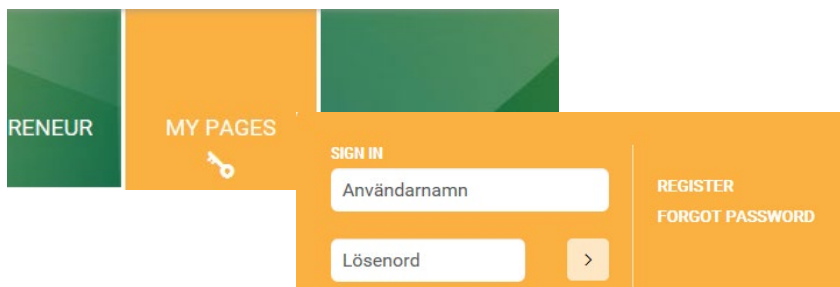


How to apply for student rooms

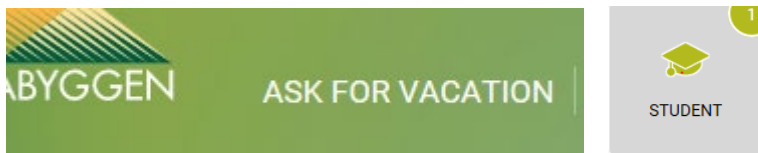
1. Visit our website: www.tunabyggen.se
2. Choose language in Google translate (preferably English/Engelska):



3. My pages:

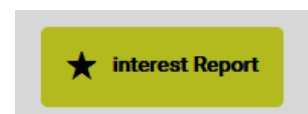


4. Användarnamn = Your S number or if you have a Swedish “personnummer”.
Lösenord = Password
5. To see available rooms, click on “ASK FOR VACATION” and choose “STUDENT”.
(Googles translation, which should be: Search for vacant)



6. You will now see all vacancies. Click on the adress in order to get more detailed information about the room. You can only apply for three rooms at the time.
Attention! Some of the rooms are marked with male or female.

7. Press “Interest report” to apply for an accommodation.



8. **Important!** When you get an offer, go to “My account” and press “Yes”.
The rooms are offered to five persons, with the highest number of queue points.
The response time is up to one week. When all have answered the student with highest points gets the room.
9. When you get an accommodation you will receive an e-mail from us with a confirmation and further information.

Contact e-mail: student@tunabyggen.se